

Invesco V.I. Discovery Mid Cap Growth Fund

The Fund provides a complete list of its portfolio holdings four times each year, at the end of each fiscal quarter. For the second and fourth quarters, the list appears, respectively, in the Fund's semiannual and annual reports to shareholders. For the first and third quarters, the Fund files the list with the Securities and Exchange Commission (SEC) as an exhibit to its reports on Form N-PORT. The Fund's Form N-PORT filings are available on the SEC website, sec.gov. The SEC file numbers for the Fund are 811-07452 and 033-57340. The Fund's most recent portfolio holdings, as filed on Form N-PORT, have also been made available to insurance companies issuing variable annuity contracts and variable life insurance policies (variable products) that invest in the Fund.

A description of the policies and procedures that the Fund uses to determine how to vote proxies relating to portfolio securities is available without charge, upon request, from our Client Services department at 800 959 4246 or at invesco.com/corporate/about-us/esg. The information is also available on the SEC website, sec.gov.



Information regarding how the Fund voted proxies related to its portfolio securities during the most recent 12-month period ended June 30 is available at invesco.com/proxysearch. The information is also available on the SEC website, sec.gov.

Invesco Advisers, Inc. is an investment adviser; it provides investment advisory services to individual and institutional clients and does not sell securities. Invesco Distributors, Inc. is the US distributor for Invesco Ltd.'s retail mutual funds, exchange-traded funds and institutional money market funds. Both are wholly owned, indirect subsidiaries of Invesco Ltd.

This report must be accompanied or preceded by a currently effective Fund prospectus and variable product prospectus, which contain more complete information, including sales charges and expenses. Investors should read each carefully before investing.

Your Fund's Long-Term Performance

Results of a \$10,000 Investment – Oldest Share Class(es)
Fund and index data from 12/31/12



Supplemental Information

Invesco V.I. Discovery Mid Cap Growth Fund's investment objective is to seek capital appreciation.

Unless otherwise stated, information presented in this report is as of December 31, 2022, and is based on total net assets.

Unless otherwise noted, all data is provided by Invesco.

To access your Fund's reports/prospectus, visit invesco.com/fundreports.

About indexes used in this report

The Russell Midcap[®] Growth Index is an unmanaged index considered representative of mid-cap growth stocks. The Russell Midcap Growth Index is a trademark/service mark of the Frank Russell Co. Russell[®] is a trademark of the Frank Russell Co.

The Fund is not managed to track the performance of any particular index, including the index(es) described here, and consequently, the performance of the Fund may deviate significantly from the performance of the index(es).

A direct investment cannot be made in an index. Unless otherwise indicated, index results include reinvested dividends, and they do not reflect sales charges. Performance of the peer group, if applicable, reflects fund expenses; performance of a market index does not.

Fund Information

Portfolio Composition

By sector	% of total net assets
Information Technology	26.33%
Health Care	18.42
Industrials	18.22
Consumer Discretionary	13.74
Financials	8.95
Energy	4.43
Consumer Staples	2.99
Materials	2.99
Other Sectors, Each Less than 2% of Net Assets	2.87
Money Market Funds Plus Other Assets Less Liabilities	1.06

Top 10 Equity Holdings*

	% of total net assets
1. Motorola Solutions, Inc.	2.45%
2. Cheniere Energy, Inc.	2.44
3. Waste Connections, Inc.	2.38
4. Gartner, Inc.	2.37
5. Paylocity Holding Corp.	2.31
6. Synopsys, Inc.	2.21
7. Arthur J. Gallagher & Co.	2.18
8. Molina Healthcare, Inc.	2.16
9. Ulta Beauty, Inc.	2.01
10. O'Reilly Automotive, Inc.	1.88

The Fund's holdings are subject to change, and there is no assurance that the Fund will continue to hold any particular security.

* Excluding money market fund holdings, if any.

Data presented here are as of December 31, 2022.

Notes to Schedule of Investments:

^(a) Industry and/or sector classifications used in this report are generally according to the Global Industry Classification Standard, which is the de facto

Statement of Assets and Liabilities

December 31, 2022

Assets:

Investments in unaffiliated securities, at value (Cost \$717,465,936)*	\$795,755,651
Investments in affiliated money market funds, at value (Cost \$64,390,090)	64,391,499
Cash	503,181
Receivable for:	
Investments sold	1,997,874
Fund shares sold	119,622
Dividends	374,251

Statement of Changes in Net Assets

For the years ended December 31, 2022 and 2021

	2022	2021
Operations:		
Net investment income (loss)	\$ (1,469,860)	\$ (7,022,231)
Net realized gain (loss)	(48,076,559)	264,535,702
Change in net unrealized appreciation (depreciation)	(332,968,914)	(46,873,200)
Net increase (decrease) in net assets resulting from operations	(382,515,333)	210,640,271

Notes to Financial Statements

December 31, 2022

NOTE 1—Significant Accounting Policies

Invesco V.I. Discovery Mid Cap Growth Fund (the "Fund") is a series portfolio of AIM Variable Insurance Funds (Invesco Variable Insurance Funds) that is a Delaware statutory trust registered under the Investment Company Act of 1940, as amended (the "1940 Act"), as an open-end investment manager company. Information presented in these financial statements pertains only to the Fund. Matters affecting the Fund or each class will be voted on by shareholders of the Fund or each class. Current Securities and Exchange Commission ("SEC") guidance, however, requires separate accounts to vote shares proportionally in accordance with the instructions of the contract owners whose investments are held by share class.

The Fund's investment objective is to seek capital appreciation.

The Fund currently offers two classes of shares, Series I and Series II, both of which are offered to insurance company separate accounts funding contracts and variable life insurance policies ("variable products").

The Fund is an investment company and accordingly follows the investment company accounting and reporting guidance in accordance with Financial Accounting Standards Board Accounting Standards Codification Topic 946 Services ... Investment Companies

The following is a summary of the significant accounting policies followed by the Fund in the preparation of its financial statements.

A. Security Valuations. Securities, including restricted securities, are valued according to the following policies:

exchange rates and the fluctuation of market prices on investments (net of estimated foreign tax withholding) are included with realized gain or loss from investments in the Statement of Operations. Reported net realized foreign currency gains or losses arise from (1) the sale of foreign currency gains or losses realized between the trade and settlement dates on securities transactions, and (2) the difference between the amount interest, and foreign withholding taxes recorded on the Fund's books and the U.S. dollar equivalent of the amounts actually received or paid. Net foreign currency gains and losses arise from changes in the fair values of assets and liabilities, other than investments in securities, resulting from changes in exchange rates.

The Fund may invest in foreign securities, which may be subject to foreign taxes on income, gains on investments or currency repatriation, and may be recoverable. Foreign taxes, if any, are recorded based on the tax regulations and rates that exist in the foreign markets and are shown in the Statement of Operations.

- K. COVID-19 Risk - The COVID-19 strain of coronavirus has resulted in instances of market closures and dislocations, extreme volatility, liquidity increased trading costs. Efforts to contain its spread have resulted in travel restrictions, disruptions of healthcare systems (as of 3/23/2020).

The temporary book/tax differences are a result of timing differences between book and tax recognition of income and/or expenses. The Fund's differences are the result of the trustee deferral of compensation and retirement plan benefits.

Capital loss carryforward is calculated and reported as of a specific date. Results of transactions and other activity after that date of capital loss carryforward actually available for the Fund to utilize. The ability to utilize capital loss carryforward in the future may be limited by the Internal Revenue Code and related regulations based on the results of future transactions.

The Fund has a capital loss carryforward as of December 31, 2022, as follows:

Capital Loss Carryforward*

Expiration	Short-Term	Long-Term	Total
Not subject to expiration	\$45,478,130	\$,	\$45,478,130

* Capital loss carryforward is reduced for limitations, if any, to the extent required by the Internal Revenue Code and may be subject to various factors, including the realization of net unrealized gains or losses as of the date of any reorganization.

Calculating your ongoing Fund expenses

Example

As a shareholder of the Fund, you incur ongoing costs, including management fees; distribution and/or service fees (12b-1); and other Fund expenses. This table is intended to help you understand your ongoing costs (in dollars) of investing in the Fund and to compare these costs with ongoing costs of investing in other funds. The example is based on an investment of \$1,000 invested at the beginning of the period and held for the entire period July 1, 2022 through June 30, 2023.

The actual and hypothetical expenses in the examples below do not represent the effect of any fees or other expenses assessed in connection with the Fund; if they did, the expenses shown would be higher while the ending account values shown would be lower.

Actual expenses

The table below provides information about actual account values and actual expenses. You may use the information in this table, together with the ending account value of \$1,000, to estimate the expenses that you paid over the period. Simply divide your account value by \$1,000 (for example, an \$8,600 account value divided by \$1,000 = 8.6), then multiply the result by the number in the table under the heading entitled "Actual Expenses Paid During Period" to estimate the expenses you paid on your account during this period.

Hypothetical example for comparison purposes

The table below also provides information about hypothetical account values and hypothetical expenses based on the Fund's annual expense ratio of 5% per year before expenses, which is not the Fund's actual return.

The hypothetical account values and expenses may not be used to estimate the actual ending account balance or expenses you paid for the period. Use the hypothetical information to compare the ongoing costs of investing in the Fund and other funds. To do so, compare this 5% hypothetical example with the 5% hypothetical expenses that appear in the shareholder reports of the other funds.

Please note that the expenses shown in the table are meant to highlight your ongoing costs. Therefore, the hypothetical information is useful in comparing ongoing costs, and will not help you determine the relative total costs of owning different funds.

	Actual Expenses Paid During Period	Hypothetical Expenses Paid During Period

Tax Information

Form 1099-DIV, Form 1042-S and other year-end tax information provide shareholders with actual calendar year amounts that should be included in their tax returns. Shareholders should consult their tax advisers.

The following distribution information is being provided as required by the Internal Revenue Code or to meet a specific state's requirement.

The Fund designates the following amounts or, if subsequently determined to be different, the maximum amount allowable for its fiscal year ended 2022:

Federal and State Income Tax

Long-Term Capital Gain Distributions	\$222,523,782
Qualified Dividend Income*	0.00%
Corporate Dividends Received Deduction*	9.06%
U.S. Treasury Obligations*	0.00%
Qualified Business Income*	0.00%
Business Interest Income*	0.00%

* The above percentages are based on ordinary income dividends paid to shareholders during the Fund's fiscal year.



Trustees and Officers

The address of each trustee and officer is AIM Variable Insurance Funds (Invesco Variable Insurance Funds) (the Trust), 11 Greenway Plaza, Suite 1000, Houston, Texas 77046-1173. The trustees serve for the life of the Trust, subject to their earlier death, incapacitation, resignation or removal as more specifically provided in the Trust's organizational documents. Each officer serves for a one year term until the elected and qualified. Column two below includes length of time served with predecessor entities, if any.

Name, Year of Birth and Position(s) Held with the Trust	Trustee and/or Officer Since	Principal Occupation(s) During Past 5 Years	Number of Funds in Fund Complex Overseen by Trustee	Other Directorship(s) Held by Trustee During Past 5 Years
Interested Trustee				
Martin L. Flanagan 1960 Trustee and Vice Chair	2007	Executive Director, Chief Executive Officer and President, Invesco Ltd. (ultimate parent of Invesco and a global investment management firm); Trustee and Vice Chair, The Invesco Funds; Vice Chair, Investment Company Institute; and Member of Executive Board, SMU Cox School of Business Formerly: Advisor to the Board, Invesco Advisers, Inc. (formerly known as Invesco Institutional (N.A.), Inc.); Chairman and Chief Executive Officer, Invesco Advisers, Inc. (registered investment adviser); Director, Chairman, Chief Executive Officer and President, Invesco Holding Company (US), Inc. (formerly IVZ Inc.) (holding company), Invesco Group Services, Inc. (service provider) and Invesco North American Holdings, Inc. (holding company); Director, Chief Executive Officer and President, Invesco Holding Company Limited (parent of Invesco and a global investment management firm); Director, Invesco Ltd.; Chairman, Investment Company Institute and President, Co-Chief Executive Officer, Co-President, Chief Operating Officer and Chief Financial Officer, Franklin Resources, Inc. (global investment management organization)	189	None

¹ Mr. Flanagan is considered an interested person (within the meaning of Section 2(a)(19) of the 1940 Act) of the Trust because he is both a Trustee and an officer and a director of Invesco Ltd., ultimate parent of the Adviser.

Trustees and Officers



Trustees and Officers--(continued)

Name, Year of Birth and Position(s) Held with the Trust	Trustee and/or Officer Since	Principal Occupation(s) During Past 5 Years	Number of Funds in Fund Complex Overseen by Trustee	Other Directorship(s) Held by Trustee During Past 5 Years
Independent Trustees,,(continued)				
Joel W. Motley ... 1952 Trustee	2019	Director of Office of Finance, Federal Home Loan Bank System; Managing Director of Carmona Motley Inc. (privately held financial advisor); Member of the Council on Foreign Relations and its Finance and Budget Committee; Chairman Emeritus of Board of Human Rights Watch and Member of its Investment Committee; and Member of Investment Committee Board of Historic Hudson Valley (non-profit cultural organization); Member of the Board, Blue Ocean Acquisition Corp.; and Member of the Vestry and the Investment Committee of Trinity Church Wall Street. Formerly: Managing Director of Public Capital Advisors, LLC (privately held financial advisor); Managing Director of Carmona Motley Hoffman, Inc. (privately held financial advisor); Trustee of certain Oppenheimer Funds; and Director of Columbia Equity Financial Corp. (privately held financial advisor)	189	Member of Board of Trust for Mutual Understanding (non-profit promoting the arts and environment); Member of Board of Greenwall Foundation (bioethics research foundation) and its Investment Committee; Member of Board of Friends of the LRC (non-profit legal advocacy); and Board Member and Investment Committee Member of Pulitzer Center for Crisis Reporting (non-profit journalism)
Teresa M. Ressel,, 1962 Trustee	2017	Non-executive director and trustee of a number of public and private business corporations Formerly: Chief Executive Officer, UBS Securities LLC (investment banking); Chief Operating Officer, UBS AG Americas (investment banking); Sr. Management Team Olayan America, The Olayan Group (international investor/commercial/industrial); Assistant Secretary for Management & Budget and Designated Chief Financial Officer, U.S. Department of Treasury and Director, ON Semiconductor Corporation (semiconductor manufacturing)	189	None
Robert C. Troccoli ... 1949 Trustee	2016	Retired Formerly: Adjunct Professor, University of Denver ... Daniels College of Business; and Managing Partner, KPMG LLP	189	None
Daniel S. Vandivort ... 1954 Trustee	2019	President, Flyway Advisory Services LLC (consulting and property management) Formerly: President and Chief Investment Officer, previously Head of Fixed Income, Weiss Peck and Greer/Robeco Investment Management; Trustee and Chair, Weiss Peck and Greer Funds Board; and various capacities at CS First Boston including Head of Fixed Income at First Boston Asset Management.	189	Formerly: Trustee and

Trustees and Officers—(continued)

Name, Year of Birth and Position(s) Held with the Trust	Trustee and/or Officer Since	Principal Occupation(s) During Past 5 Years	Number of Funds in Fund Complex Overseen by Trustee	Other Directorship(s) Held by Trustee During Past 5 Years
Officers				
Sheri Morris, 1964 President and Principal Executive Officer	1999	<p>Director, Invesco Trust Company; Head of Global Fund Services, Invesco Ltd.; President and Principal Executive Officer, The Invesco Funds; Vice President, Invesco Exchange-Traded Fund Trust, Invesco Exchange-Traded Fund Trust II, Invesco India Exchange-Traded Fund Trust, Invesco Actively Managed Exchange-Traded Fund Trust, Invesco Actively Managed Exchange-Traded Commodity Fund Trust and Invesco Exchange-Traded Self-Indexed Fund Trust; and Vice President, OppenheimerFunds, Inc.</p> <p>Formerly: Vice President, Treasurer and Principal Financial Officer, The Invesco Funds; Vice President, Invesco AIM Advisers, Inc., Invesco AIM Capital Management, Inc. and Invesco AIM Private Asset Management, Inc.; Assistant Vice President and Assistant Treasurer, The Invesco Funds; Vice President and Assistant Vice President, Invesco Advisers, Inc.; Assistant Vice President, Invesco AIM Capital Management, Inc. and Invesco AIM Private Asset Management, Inc.; Treasurer, Invesco Exchange-Traded Fund Trust, Invesco Exchange-Traded Fund Trust II, Invesco India Exchange-Traded Fund Trust and Invesco Actively Managed Exchange-Traded Fund Trust; and Senior Vice President, Invesco Advisers, Inc. (formerly known as Invesco Institutional (N.A.), Inc.) (registered investment adviser)</p>	N/A	N/A
Jeffrey H. Kupor ... 1968 Senior Vice President, Chief Legal Officer and Secretary	2018	<p>Head of Legal of the Americas, Invesco Ltd.; Senior Vice President and Secretary, Invesco Advisers, Inc. (formerly known as Invesco Institutional (N.A.), Inc.) (registered investment adviser); Secretary, Invesco Distributors, Inc. (formerly known as Invesco AIM Distributors, Inc.); Vice President and Secretary, Invesco Investment Services, Inc. (formerly known as Invesco AIM Investment Services, Inc.); Senior Vice President, Chief Legal Officer and Secretary, The Invesco Funds; Secretary and General Counsel, Invesco Investment Advisers LLC (formerly known as Van Kampen Asset Management); Secretary and General Counsel, Invesco Capital Markets, Inc. (formerly known as Van Kampen Funds Inc.); Chief Legal Officer, Invesco Exchange-Traded Fund Trust, Invesco Exchange-Traded Fund Trust II, Invesco India Exchange-Traded Fund Trust, Invesco Actively Managed Exchange-Traded Fund Trust, Invesco Actively Managed Exchange-Traded Commodity Fund Trust and Invesco Exchange-Traded Self-Indexed Fund Trust;; Secretary and Vice President, Harbourview Asset Management Corporation; Secretary and Vice President, OppenheimerFunds, Inc. and Invesco Managed Accounts, LLC; Secretary and Senior Vice President, OFI Global Institutional, Inc.; Secretary and Vice President, OFI SteelPath, Inc.; Secretary and Vice President, Oppenheimer Acquisition Corp.; Secretary and Vice President, Shareholder Services, Inc.; and Secretary and Vice President, Trinity Investment Management Corporation</p> <p>Formerly: Senior Vice President, Invesco Distributors, Inc.; Secretary and Vice President, Jemstep, Inc.; Head of Legal, Worldwide Institutional, Invesco Ltd.; Secretary and General Counsel, INVESCO Private Capital Investments, Inc.; Senior Vice President, Secretary and General Counsel, Invesco Management Group, Inc. (formerly known as Invesco AIM Management Group, Inc.); Assistant Secretary, INVESCO Asset Management (Bermuda) Ltd.; Secretary and General Counsel, Invesco Private Capital, Inc.; Assistant Secretary and General Counsel, INVESCO Realty, Inc.; Secretary and General Counsel, Invesco Senior Secured Management, Inc.; Secretary, Sovereign G./P. Holdings Inc.;</p>		

Trustees and Officers--(continued)

Name, Year of Birth and Position(s) Held with the Trust	Trustee and/or Officer Since	Principal Occupation(s) During Past 5 Years	Number of Funds in Fund Complex Overseen by Trustee	Other Directorship(s) Held by Trustee During Past 5 Years
Officers,,(continued)				
John M. Zerr,, 1962 Senior Vice President	2006	<p>Chief Operating Officer of the Americas; Senior Vice President, Invesco Advisers, Inc. (formerly known as Invesco Institutional (N.A.), Inc.) (registered investment adviser); Senior Vice President, Invesco Distributors, Inc. (formerly known as Invesco AIM Distributors, Inc.); Director and Vice President, Invesco Investment Services, Inc. (formerly known as Invesco AIM Investment Services, Inc.) Senior Vice President, The Invesco Funds; Managing Director, Invesco Capital Management LLC; Director, Invesco Investment Advisers LLC (formerly known as Van Kampen Asset Management); Senior Vice President, Invesco Capital Markets, Inc. (formerly known as Van Kampen Funds Inc.); Manager, Invesco Indexing LLC; Manager, Invesco Specialized Products, LLC; Member, Invesco Canada Funds Advisory Board; Director, President and Chief Executive Officer, Invesco Corporate Class Inc. (corporate mutual fund company); and Director, Chairman, President and Chief Executive Officer, Invesco Canada Ltd. (formerly known as Invesco Trimark Ltd./Invesco Trimark Ltée) (registered investment adviser and registered transfer agent); President, Invesco, Inc.; President, Invesco Global Direct Real Estate Feeder GP Ltd.; President, Invesco IP Holdings (Canada) Ltd; President, Invesco Global Direct Real Estate GP Ltd.; President, Invesco Financial Services Ltd./ Services Financiers Invesco Ltée; and Director and Chairman, Invesco Trust Company</p> <p>Formerly: President, Trimark Investments Ltd/Services Financiers Invesco Ltee; Director and Senior Vice President, Invesco Insurance Agency, Inc.; Director and Senior Vice President, Invesco Management Group, Inc. (formerly known as Invesco AIM Management Group, Inc.); Secretary and General Counsel, Invesco Management Group, Inc. (formerly known as Invesco AIM Management Group, Inc.); Secretary, Invesco Investment Services, Inc. (formerly known as Invesco AIM Investment Services, Inc.); Chief Legal Officer and Secretary, The Invesco Funds; Secretary and General Counsel, Invesco Investment Advisers LLC (formerly known as Van Kampen Asset Management); Secretary and General Counsel, Invesco Capital Markets, Inc. (formerly known as Van Kampen Funds Inc.); Chief Legal Officer, Invesco Exchange-Traded Fund Trust, Invesco Exchange-Traded Fund Trust II, Invesco India Exchange-Traded Fund Trust, Invesco Actively Managed Exchange-Traded Fund Trust, Invesco Actively Managed Exchange-Traded Commodity Fund Trust and Invesco Exchange-Traded Self-Indexed Fund Trust; Secretary, Invesco Indexing LLC; Director, Secretary, General Counsel and Senior Vice President, Van Kampen Exchange Corp.; Director, Vice President and Secretary, IVZ Distributors, Inc. (formerly known as INVESCO Distributors, Inc.); Director and Vice President, INVESCO Funds Group, Inc.; Director and Vice President, Van Kampen Advisors Inc.; Director, Vice President, Secretary and General Counsel, Van Kampen Investor Services Inc.; Director and Secretary, Invesco Distributors, Inc. (formerly known as Invesco AIM Distributors, Inc.); Director, Senior Vice President, General Counsel and Secretary, Invesco AIM Advisers, Inc. and Van Kampen Invest2K0(s)-200.3(I)0(nvp4J/ojvp4J/ojvp4J/ojviCO)-tor, S3(S)0(ecretar)</p>	10.608	invesco AIM Invesco AIM J T*

