Inves

1

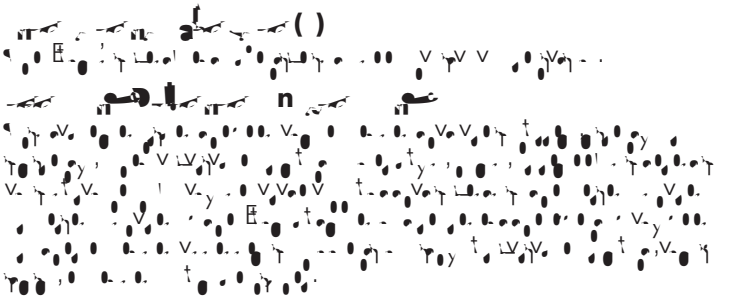







Domestic Exchange Traded Equity Securities.

Foreign Securities.



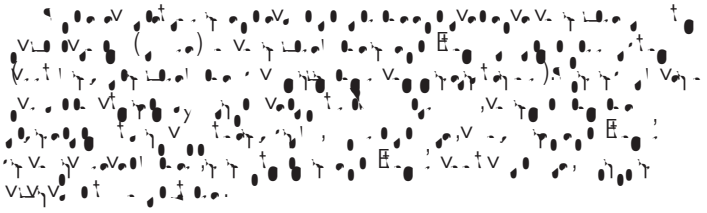

	Net asset value, beginning of period	Net investment income (loss)[a]	Net gains (losses) on securities (both realized and unrealized)	Total from investment operations	Dividends from net investment income	Distributions from net realized gains	Total distributions	Net asset value, end of period	Total return[b]	Net assets, end of period (000's omitted)	Ratio of expenses to average net assets with fee waivers and/or expenses absorbed	Ratio of expenses to average net assets without fee waivers and/or expenses absorbed[c]	Ratio of net investment income (loss) to average net assets	Portfolio turnover[d]
12/ 1/2	$ 1.10	$ 0.0	$.	$. 0	$(0.0)	$(F)	$(.)	$ F	. %	$1,10 ,1 0	0. 2%	0. 2%	0.1 %	10%
12/ 1/22	F .22	0.11	(1 .)	(1 .)		(.)	(.)	1.10	(1.)	F, 2	0.	0. 1	0.2	1F
12/ 1/21	F2.12	(0.1)	.2	.10		(.00)	(.00)	F .22	1F.	1, , 0	0.	0.	(0.2)	
12/ 1/20	2FF	(0.01)	11.F1	11.F0	(0. 1)	(1. 2)	(1.)	F2.12	2 .	1, ,	0.	0. 1	(0.01)	1
12/ 1/1	.00	0.2	11.0	11. 2	(0. 0)	(.)	(.)	2.FF	1.	1, F	0.	0. 0	0. 0	2
12/ 1/2	0. 0	(0.02)	F	FF		(F)	(F)	F.F0	F	2, 1	1.0	1.0	(0.0)	10
12/ 1/22	F .1	0.00	(1 . 2)	(1 . 2)		(.)	(.)	0. 0	(1.)	F ,0 2	1.0	1.0	0.02	1F