

Investment Strategy

Morningstar Sustainability

Morningstar Sustainability Rating

Global Category

Historical Corporate Sustainability Score

Historical Corporate % Rank in Global Category

Sustainability Mandate

Morningstar Category: Small Blend

Performance

Fees and Expenses
Class I

Class P

Waiver Data

Performance Disclosure: The performance data quoted represents past performance and does not guarantee future results. The investment return and principal value of an investment will fluctuate; thus an investor's shares, when redeemed, may be worth more or less than their original cost.

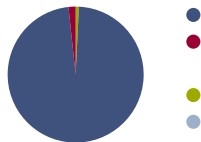
There may be multiple fund share classes listed. Not all share classes that appear in this Report are available in all VUL insurance products. Please refer to your VUL insurance product prospectus for the applicable funds and share classes.

Current performance may be lower or higher than return data quoted herein. For more current information including month-end performance, please call 800-800-7681 or visit www.pacificlife.com. Please refer to the performance section of the disclosure page for more information.

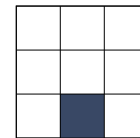
Operations

Portfolio Analysis

Composition



Morningstar Equity Style Box™

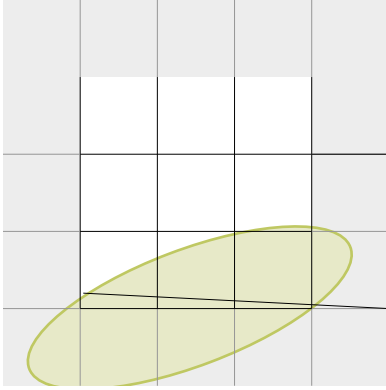


Portfolio Manager(s)

Top 10 Holdings

Style Orientation

Equity Style Ownership Zone



You should carefully consider the risks, charges, limitations, and expenses associated with a variable life insurance policy, as well as the risks, charges, expenses, and investment goals/objectives of the underlying investment options. This fact sheet is authorized for distribution only when preceded or accompanied by the variable life insurance product prospectus. Contact your life insurance producer or visit www.PacificLife.com for more information, including product and underlying fund prospectuses that contain more complete information about Pacific Life and a variable universal life insurance policy. Read them carefully before investing or sending money.

Price/Prospective Book Ratio

Price/Prospective Cash Flow Ratio

Price/Prospective Earnings Ratio

Price/Prospective Sales Ratio

Sharpe Ratio

Standard deviation

R-squared

Risk Evaluation Chart

Morningstar Sustainability Rating™

